



Laying eternit roof – how to do it



Mark the parallel lines on the model on account of parallelism placing. Glue the soakers.




Cover the roof by self-adhesive double-sided tape (so-called carpet tape)



Put the first line of the roofing „eternit“ by the straight edge down.



Continue with another band of roofing normally (with slight overlap)



Cut subsequently the wholes in the roof (passing for chimney), trim the ends overlapping the edge of the roof.



Glue the ridge tile, windward ledges, chimney, dormers and chimney foot bridže.

Translation: Marek Kovář